



This document is an important part of Amiga history and is here to preserve it for the future. Please remember that all trademarks and copyrights contained in this document are owned by their respective trademark and copyright holders.




Brought to you by  Classic  [AMIGA.com](http://AMIGA.com) 



# GRAND PRIX

## KEY REFERENCE CARD




Function	Joystick Control	Keyboard Control
<b>Car Control</b>		
Accelerate	Forward	Key A
Brake	Back	Key Z
Steer Left	Joystick Left	Key <
Steer Right	Joystick Right	Key >
<b>Change Gear</b>		
Change Up	Joystick Forward + Fire	Key A + Spacebar
Change Down	Joystick Neutral + Fire	Spacebar and <i>not</i> A

Function	Joystick Control	Keyboard Control
<b>In the Pits</b>		
Start Qualifying/ Race session	Fire	Spacebar
Accelerated Time on/off	Joystick Forward + Release	Press Key A
Pits Menu Access	Joystick Back	Press Key Z
Tyre Choice	Joystick Left/Right	Keys < >
Pause	Spacebar	Key P



# GRAND PRIX

## KEY REFERENCE CARD



### Key Commands

Sound	+/- Keys (non-numeric keypad)
Exit to Main Menu with Save Option	ESC
Return to Pits during qualifying/practice	Key Q
Signal to Pits/cancel signal from Pits	Return Key
Keyboard/Joystick Toggle (Joystick default)	Key K
Detail Adjust (3 levels)	Alt/D
List name of driver	Key N
Replay Mode	Key R

### Driving Aids

Auto Gears	Function Key F1
Auto Brakes	Function Key F2

Self-correcting Spin	Function Key F3
Indestructable Mode	Function Key F4
Ideal Line	Function Key F5
Suggested Gear	Function Key F6

### Views

Trackside Camera View	Left Arrow Key
Return to Cockpit View	Right Arrow Key
Other car views - Ahead	Up Arrow Key
Other car views - Behind	Down Arrow Key
Return to your Cockpit	'Home' Key
Chase View	'Help' Key
Reverse Chase View	'Undo' Key
Other Action Replay Mode	'Insert' Key

MICROPROSE  
**GRAND PRIX**  
FORMULA ONE GRAND PRIX

Commodore Amiga

**WARNING!**

The disk drive fitted in your Commodore Amiga may have difficulty when attempting to load the simulation after the opening title sequence is completed.

If you encounter this problem, leave the disk in the drive and press the "Control" key, the right "Amiga" key and the left "Amiga" key simultaneously, immediately after the opening title sequence.

The simulation will then load.

Please call MicroProse Customer Services on  
UK 0666 504329  
if you require any further assistance.

**MICROPROSE™**  
SIMULATION • SOFTWARE

## **ADDITIONAL FEATURES ON FORMULA ONE GRAND PRIX**

The simulation has several new features that do not appear in the original documentation. Please open the "Read.Me" file found in Disk 4 for more details.

### **Reading the "Read.Me" file.**

Load Workbench as normal and insert Formula One Grand Prix Disk 4. You will see an icon labelled "f1gp\_disk 4". Double click on this icon and you will see the "Read.Me" icon. Point to the icon and double-click once again. This will open the file. Press the spacebar to advance the text.